

Responding to an Assignment from TracDat Entering Results

If you receive an email from TracDat, open the email and read it carefully. The email will contain essential information concerning what is being requested.

	From	Subject	Date	Size
	"Perkins, Christopher Ross" <perkin...	Assignment from TracDat	Today 12:41 PM	3.2 K

Along with the essential information, there should be a set of directions explaining what data is needed and how that data should be entered.

Unit name: A - instruction - General Education

Program Student Learning Outcome name: GE1.1

Assessment Type: Written Assignment

Assessment Strategy: No common assessment assignment was used to asses this outcome.

Target: none

Directions will be add here:

Due Date: Wed Oct 16,2013

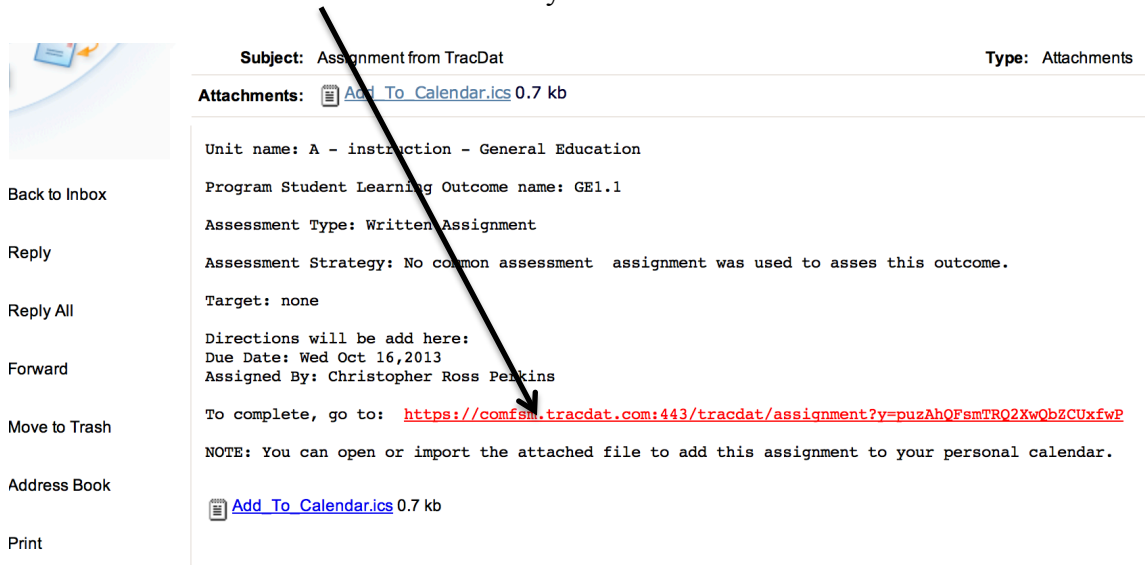
Assigned By: Christopher Ross Perkins

To complete, go to: <https://comfsm.tracdat.com:443/tracdat/assignment?y=puzAhQFsmTRQ2XwObZCUxfwP>


NOTE: You can open or import the attached file to add this assignment to your personal calendar.

 [Add To Calendar.ics](#) 0.7 kb


In the email there is a link that will direct you to TracDat in order to enter the data.



Subject: Assignment from TracDat **Type:** Attachments

Attachments:  [Add To Calendar.ics](#) 0.7 kb

Unit name: A - instruction - General Education
Program Student Learning Outcome name: GE1.1
Assessment Type: Written Assignment
Assessment Strategy: No common assessment assignment was used to asses this outcome.
Target: none
Directions will be add here:
Due Date: Wed Oct 16,2013
Assigned By: Christopher Ross Perkins
To complete, go to: <https://comfsm.tracdat.com:443/tracdat/assignment?y=puzAhQFsmTRQ2XwObZCUxfwP>
NOTE: You can open or import the attached file to add this assignment to your personal calendar.

 [Add To Calendar.ics](#) 0.7 kb


Back to Inbox
Reply
Reply All
Forward
Move to Trash
Address Book
Print

You will be directed to the following page:

Result (Basic)

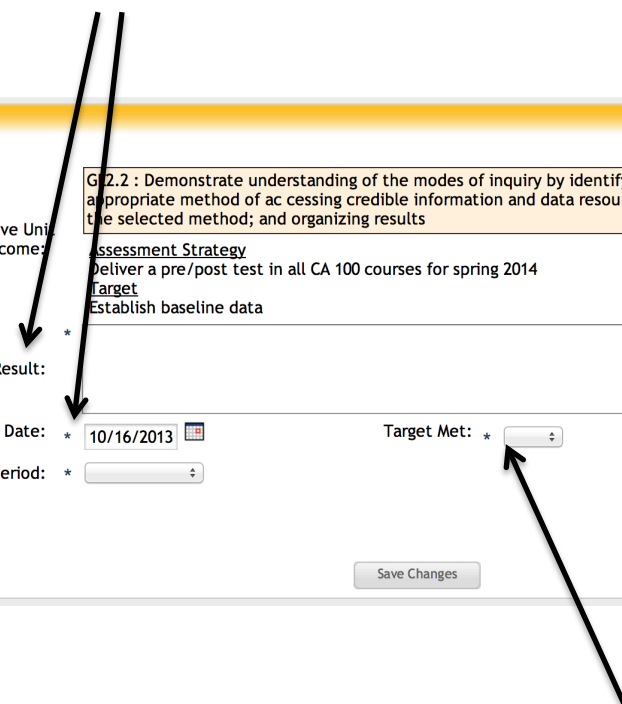
Administrative Unit Outcome: **GE2.2 : Demonstrate understanding of the modes of inquiry by identifying an appropriate method of accessing credible information and data resources; applying the selected method; and organizing results**
Assessment Strategy
Deliver a pre/post test in all CA 100 courses for spring 2014
Target
Establish baseline data

Result: *

Result Date: * 10/16/2013  Target Met: *

Reporting Period: *


Enter the information according to the directions in the email in the Results box. Any category that has a * by it needs to be filled-in.



Result (Basic)

Administrative Unit Outcome: **GE2.2 : Demonstrate understanding of the modes of inquiry by identifying an appropriate method of accessing credible information and data resources; applying the selected method; and organizing results**
Assessment Strategy
Deliver a pre/post test in all CA 100 courses for spring 2014
Target
Establish baseline data

Result: *

Result Date: * 10/16/2013  Target Met: *

Reporting Period: *

Note: If the target is establish baseline data, select “Yes” for Target Met.

After all fields are completed, click save changes at the bottom of the page.